


POWIS | *fastback*[®] 20

Simple, fast, and beautiful. No punching required!



Fastback® 20 - Accessorize!



Foilfast™ Printer

Print customized covers in several dazzling colors of foil using the Foilfast® Printer.



Hardcover™ Guide

With the Fastback® Hardcover™ Guide you can easily assemble professional-grade hardcover books in a minute.



Image Strip™

Enhance your company's brand. We can customize strips by printing your Company logo, company colors, company motto - let your proposal make an instant impression.



Fastback® 20 - fast, versatile, durable tape binding



One Touch Function

The FB20 is the ideal binding machine for all corporations, financial institutions, copy shops, print environments, or education establishments that require professional-looking presentations, yearbooks or bound documents at a fraction of the time required to bind with alternative binding solutions such as coil, comb, or wire. This machine offers unprecedented ease of use with its LCD display that guides the user through each operation using animated illustrations. The Fastback 20 works with all of the Powis binding materials, from the versatile Super Strip to the customized Image Strip to the Perfectback strips for perfect binding books. It can create anything from a simple report to a 350-sheet hard cover book.



Super strong bind



3 different strip widths for binding from 10-350 sheets



Layflat



3.5 times faster than punch-and-bind

Instructional LCD Screen:


Binding is as easy as 1 - 2 - 3



FASTBACK® 20



HIGHLIGHTS

- Binds 10 to 350 sheets in 13 - 20 seconds
 - Designed to work in concert with Foilfast® and Powis Printer®
 - Graphical user interface
 - Strip, hardcover and perfect binding
 - 3.5 times faster than punch and bind
 - Minimal training required
 - Easy to produce, professional documents
-  Powis paper based binding has a low environmental impact versus plastic comb and coil binding

Specifications

Machine Dimensions: 23.5"W x 9"H x 23"D
(60 cmW x 23 cmH x 58 cmD)

Weight: 57 lbs (26 kg), with packaging 68lbs (30.8kg)

Spine Lengths: Max. 12" (30.5cm) (A4); Min. 5.5" (14cm)

Spine Thickness: Narrow, Medium, Wide

Binding Capacity: 10 sheets to 350; 1.5" max. thickness (3.8 cm)


Page Sizes: Max. 12" (30.5cm) and Min. 5.5" (14cm)

Optimal Paper Weight: 20 lb standard (80 gsm) to 32 lb (120 gsm)

Edit Capability: Yes (<2 edit cycles)

Warm-up Time: <3 minutes

Power Requirements
USA: 120V, 50-60 Hz, 10 amps
EU: 230V, 50-60 Hz, 5 amps
Regulatory Approvals: UL, CE, CUL

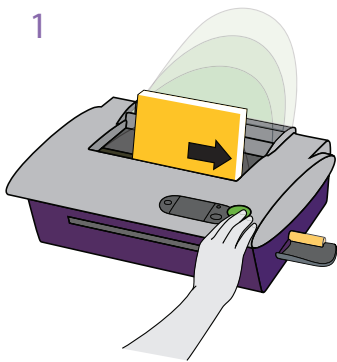


Papers and composition materials are FSC (Forest Stewardship Council) certified and contain 30% recycled and/or post-consumer waste content

Papers bound with Fastback bindings are fully recyclable — same as for magazines and paperback books.

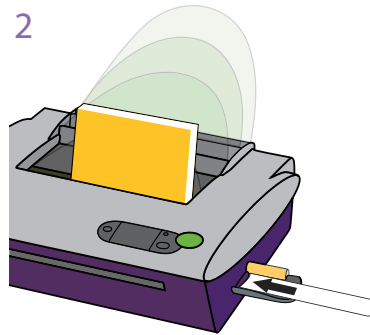
How to bind a book with the Fastback 20

1



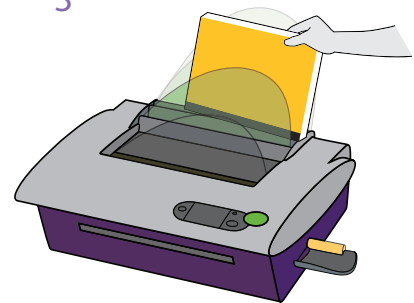
Prepare book block, place into machine and press the green button.

2



Machine automatically measures book thickness and requests a narrow, medium or wide strip. Insert binding strip.

3



When finished, remove book and place in cooling rack. Voila!